

# Franklin, MA

2023


- Population: 33,057
- Median Household Income: \$127,608
- Per Capita Income: \$55,509



## Socioeconomic

### Race

White Black or African American Asian Hispanic or Latino origin (of any race) Other/Multiracial




Acton

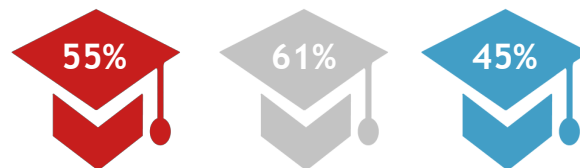
495/MW

MA

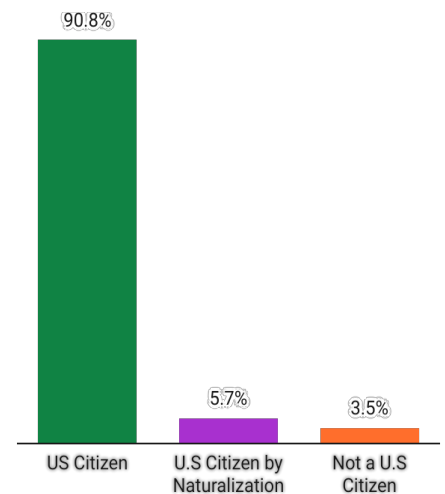
### Population Growth (2011-2021)



### Residents 25+ with a Bachelor's Degree or Higher



### Citizenship

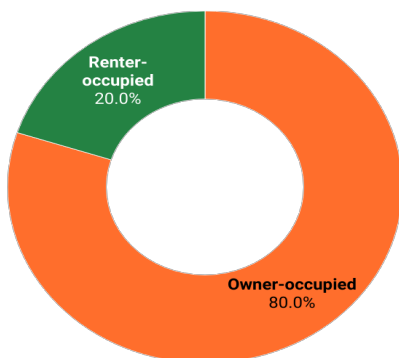


Total Housing Units: 12,506

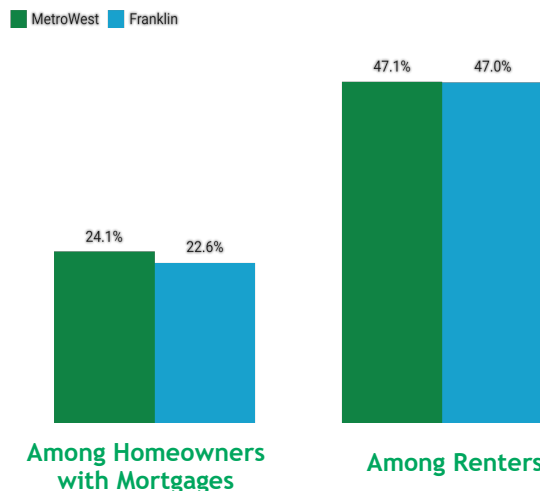
## Housing

Vacant Housing Units: 388

### Housing Tenure Franklin

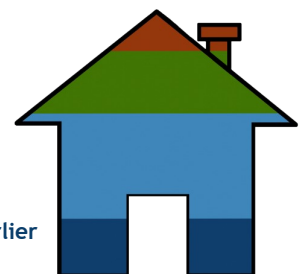


### Cost Burden



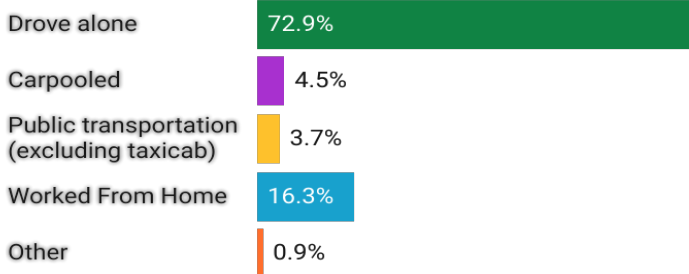
### Year Structure Built

2000 or later (18%)  
1980-1999 (41%)  
1960-1979 (19%)  
1959 or earlier (23%)

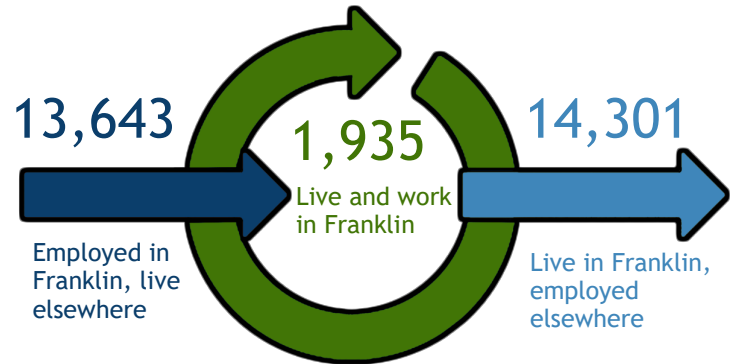


# Commuting

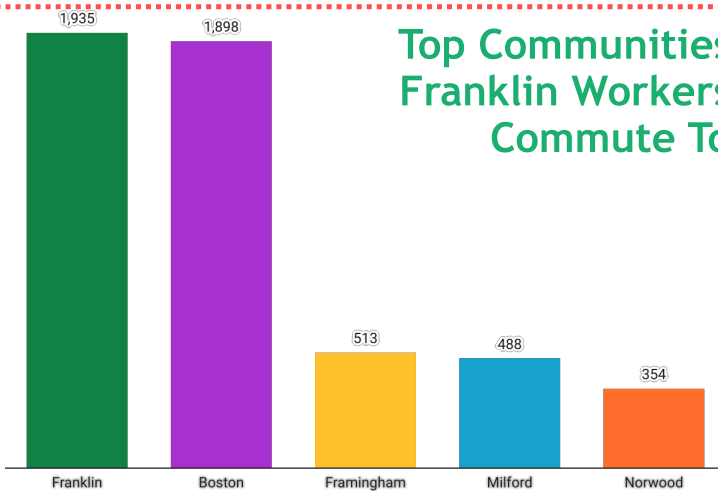
## Getting to Work



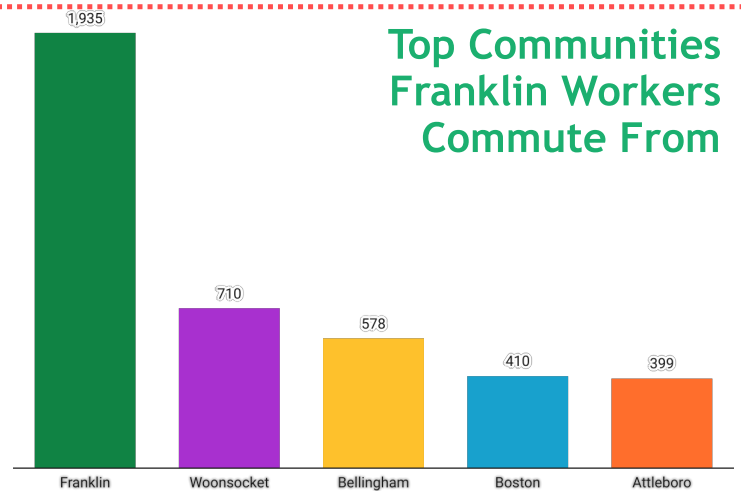
## Inflow/Outflow



## Top Communities Franklin Workers Commute To



## Top Communities Franklin Workers Commute From



# Key Industries

## Top Number of Establishments by Industry (Q2 - 2022)



## FY 22 Industry Data



## Top Average Employment by Industry (Q2 - 2022)

