



Town of Franklin, Massachusetts 2022 Drinking Water Report

Published by: Franklin Department of Public Works
Water Division | 257 Fisher St. | Franklin, MA 02038
508-520-4910 | email: dpw@franklinma.gov
PWS ID # 2101000 | Town of Franklin, MA

Important Information About Drinking Water

All sources of drinking water (both tap water and bottled water), including rivers, lakes, streams, ponds, reservoirs, springs, and wells, contain some naturally occurring contaminants or substances. Because water is the universal solvent, it dissolves naturally occurring minerals and, in some cases, radioactive material, and can pick up substances resulting from the presence of animal and human activity.

Drinking water, including bottled water, may reasonably be expected to contain at least small amounts of some contaminants. The presence of contaminants does not necessarily indicate that water poses a health risk. **More information about contaminants and potential health effects can be obtained by calling the Environmental Protection Agency's (EPA) Safe Drinking Water Hotline at 800-426-4791.**

Removing all contaminants would be extremely expensive and in nearly all cases would not provide greater protection of health. To ensure that your water is safe to drink, the Massachusetts Department of Environmental Protection (MassDEP) and the EPA regulate the allowable amount of certain contaminants in the water provided by public water systems. The Food and Drug Administration (FDA) and the Massachusetts Department of Public Health regulations establish limits

for contaminants in bottled water that must provide the same protection for public health. This report provides you with information about the contaminants found naturally in your drinking water, the levels at which they are found, and the likely source of each contaminant.

Contaminants that can be present include:

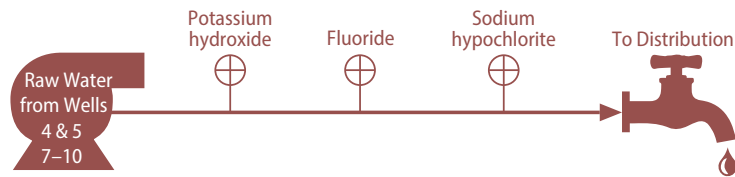
- **Microbial contaminants**, such as viruses and bacteria, that may come from sewage treatment plants, septic systems, agricultural livestock operations, and wildlife.
- **Pesticides and herbicides**, which may come from a variety of sources, such as agriculture, urban stormwater runoff, and residential uses.
- **Inorganic contaminants**, such as salts and metals, which can be naturally occurring or result from urban stormwater runoff, industrial or domestic wastewater discharges, oil and gas production, mining, or farming.
- **Organic chemical contaminants**, including synthetic and volatile organic chemicals, which are byproducts of industrial processes and petroleum production, and can also come from gas stations, urban storm water runoff, and septic systems.
- **Radioactive contaminants**, that can be naturally occurring or be the result of oil and gas production and mining activities.

Franklin's Drinking Water Sources

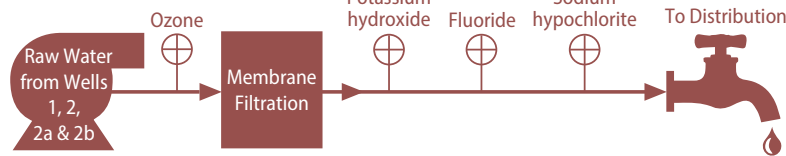
The Town of Franklin obtains its drinking water from 14 active groundwater supply wells and operates two water treatment plants (WTP), six booster pumping stations, six water storage tanks, 2,000 hydrants, 170 miles of water main, and more than 9,700 water services. Additionally, Franklin's water mains have interconnections with Bellingham, Medway, Wrentham, and Norfolk. During an emergency, Franklin could use these interconnections to maintain water pressure throughout the distribution system. The water system is operated by the Department of Public Works. Department personnel consist of a Superintendent, an Assistant Superintendent, and an 11 person crew.

Drinking Water Treatment Processes

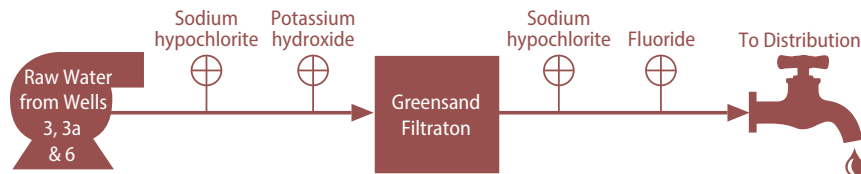
Well Sources without Filtration



Fisher Street WTP



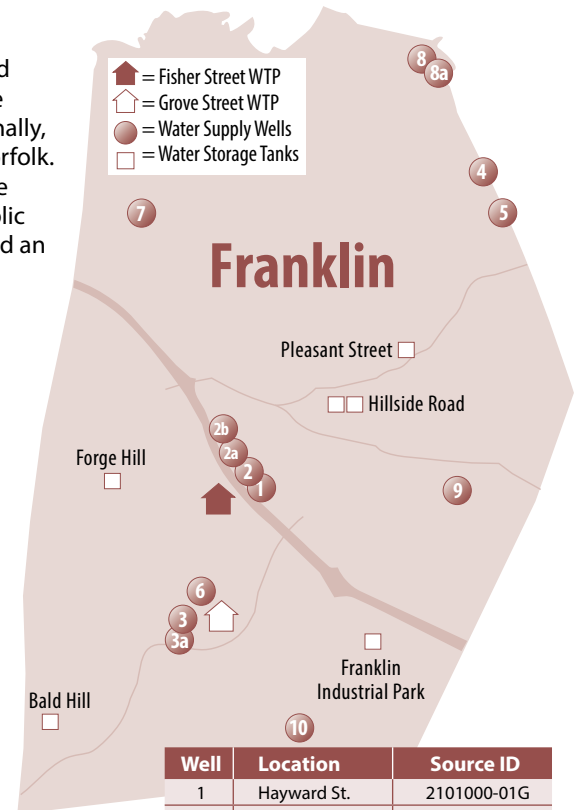
Grove Street WTP



Sodium hypochlorite (hypo) is added to disinfect water and ensure that microbes and other bacteria are killed. Hypo can also be added upstream of filtration to oxidize material in the water.

Potassium hydroxide is added to adjust pH and control corrosion of lead and copper household plumbing fixtures.

Fluoride is added to prevent tooth decay/cavities.



Well	Location	Source ID
1	Hayward St.	2101000-01G
2	Hayward St.	2101000-02G
2a	Hayward St.	2101000-011G
2b	Hayward St.	2101000-012G
3	Grove St.	2101000-03G
3a	Grove St.	2101000-13G
4	Miller St.	2101000-04G
5	Miller St.	2101000-05G
6	Grove St.	2101000-06G
7	Elizabeth Ave.	2101000-07G
8	Populatic St.	2101000-08G
8a	Populatic St.	2101000-14G
9	East Central St.	2101000-09G
10	Vine St.	2101000-10G

2022 Treated Water Quality Data Listed below are 18 substances detected in Franklin's drinking water during 2022. Also listed are parameters that were not tested in 2022 as a result of a monitoring waiver but are required to be reported until the next round of testing is performed. In addition, not listed are around 100 other substances we tested for that were not detected during 2022.

Substance	Highest Detected Levels	Range of Detected Levels	Highest Level Allowed (MCL)	Ideal Goal (MCLG)	Source of Contamination	
Regulated After Treatment						
Fluoride ^[1]	0.5 ppm	0.2 – 0.5 ppm	4 ppm	4 ppm	Water additive that promotes strong teeth	
Gross Alpha	1.49 pCi/L	ND – 1.49 pCi/L	15 pCi/L	0	Erosion of natural deposits	
Nitrate	5.6 ppm	0.2 – 5.6 ppm	10 ppm	10 ppm	Runoff from fertilizer use; leaching from septic systems; erosion of natural deposits	
Perchlorate	0.3 ppb	0.1 – 0.3 ppm	2 ppb	NA	Rocket propellants, fireworks, munitions, flares, blasting agents	
PFAS6	31 ppt ^[2, V]	2.1 – 31.4 ppt	20 ppt	NA	‡ Discharges and emissions from industrial and manufacturing sources associated with the production or use of these PFAS, including production of moisture- and oil-resistant coatings on fabrics and other materials. Additional sources include the use and disposal of products containing these PFAS, such as firefighting foams.	
Radium	1.1 pCi/L	0.3 – 1.1 pCi/L	5.0 pCi/L	0	Erosion of natural deposits	
Regulated in the Distribution System						
Chlorine (free)	0.76 ppm ^[3]	0.01 – 2.2 ppm ^[4]	4 ppm (MRDL)	4 ppm (MRDLG)	Water additive used to control microbes	
Haloacetic Acids	37.1 ppb	34.9 – 37.1 ppb	60 ppb	NA	Byproduct of drinking water chlorination	
Total Trihalomethanes	72.7 ppb	42.8 – 72.7 ppb	80 ppb	NA	Byproduct of drinking water disinfection	
Regulated at Customer Tap						
Lead	3 ppb ^[5]	ND – 10 ppb	AL = 15 ppb	0	Corrosion of household plumbing systems	
Copper	0.896 ppm ^[5]	0.04 – 1.4 ppm	AL = 1.3 ppm	1.3 ppm	Corrosion of household plumbing systems	
Fecal Indicator						
Regulated in the Groundwater Source Water						
<i>Escherichia coli</i> (<i>E. coli</i>) (in groundwater source) ^[6]	3 positive samples	ND – 2	0	0	Yes	Human and animal fecal waste
Secondary Contaminants						
Aluminum	14 ppb	10 – 40 ppb		50 ppb		Colored water
Manganese ^[7]	70 ppb	ND – 270 ppb		50 ppb		Taste and deposition on plumbing fixtures
Guideline Contaminants						
Chloroform	1.83 ppb	ND – 13.8 pp		70 ppb		Byproduct of drinking water disinfection
Sodium ^[8]	27.8 ppm	No range, one sample		20 ppm		Discharge from the use and improper storage of sodium-containing de-icing compounds or in water-softening agents.
Unregulated Contaminants ^[9]						
Perfluorohexanoic Acid (PFHxA)	2.39 ppt	ND – 3.2 ppt		Various		Refer to ‡ above
Perfluorobutanesulfonic Acid (PFBS)	2.87 ppt	ND – 6.4 ppt		Various		Refer to ‡ above

Footnotes:

- [1] EPA's MCL for fluoride is 4 ppm. Fluoride also has a secondary contaminant level (SMCL) of 2 ppm.
- [2] MassDEP requires that the single highest quarterly average be reported and notes that PFAS6 is a site-specific parameter that would not be averaged across sites. The 31.4 ppt result was from Well 7, which was subsequently taken offline. See "Understanding PFAS" and "Well No. 7 Treatment" on the next page for more information.
- [3] The highest level detected is based on the rolling annual average of each month
- [4] This range represents the individual results of all samples, rather than the averages.
- [5] Level shown indicates the 90th percentile, which is used to determine compliance with the Lead and Copper Rule and must be below the AL.
- [6] On November 15, 2022, we sampled Well No. 2 for *E. coli*. On November 21, 2022, we were notified that the sample tested positive for *E. coli*. Well No. 2 was removed from service for maintenance on November 18, 2022. The 15 distribution samples, finished water samples, and additional source

- samples collected on the same day (November 15, 2022) were negative for *E. coli* and other bacteria. The finished water from Hayward Street Water Treatment Plant (WTP) (supplied by Well No. 2) had a chlorine residual. Franklin collected five repeat bacteria samples on November 23, 2023, while it was flushing to waste, two of the five samples returned positive for *E. coli*. Well No. 2 has been inspected, redeveloped, and cleaned. Additionally, Franklin has modified the chlorine injection point at Hayward Street WTP to be able to routinely monitor for adequate disinfection.
- [7] EPA has established a lifetime health advisory (HA) of 300 ppb to protect against potential neurological effects, and 1-day and 10-day HA of 1.0 ppm for acute exposure. Manganese is naturally present in the environment.
- [8] Some people who drink water containing sodium at high concentrations for many years could experience an increase in blood pressure.
- [9] Unregulated contaminants do not have drinking water standards established by the EPA.
- [V] Violation. See "Understanding PFAS" for more information.

Terms and Abbreviations

AL (Action Level) – The concentration of a contaminant that, if exceeded, triggers treatment or other requirements that a water system must follow.

CU – Color Unit

MCL (Maximum Contaminant Level) – The highest level of a contaminant that is allowed in drinking water. MCLs are set as close to the MCLGs as feasible using the best available treatment technology.

MCLG (Maximum Contaminant Level Goal) – The level of a contaminant in drinking water below which there is no known or expected risk to health. MCLGs allow for a margin of safety.

MRDL (Maximum Residual Disinfectant Level) – The highest level of a disinfectant (chlorine) allowed in drinking water. There is convincing evidence that addition of a disinfectant is necessary for control of microbial contaminants.

MRDLG (Maximum Residual Disinfectant Level Goal) – The level of a drinking water disinfectant below which there is no known or expected risk to health. MRDLGs do not reflect the level of disinfectants required to control microbial contaminants.

Massachusetts Office of Research and Standards Guideline (ORSG): Guidance values developed by MassDEP ORS in absence of any other federal standards or guidance.

ND – Not detected **NA** – Not available

pCi/L – Picocuries per liter is a measure of the radioactivity in water.

ppb (Part Per Billion or Micrograms per Liter) – (µg/L). One part per billion is the equivalent of \$1 in \$1,000,000,000.

ppm (Part Per Million or Milligrams per Liter) – (mg/L). One part per million is the equivalent of \$1 in \$1,000,000.

ppt (Part Per Trillion or Nanograms per Liter) – (ng/L). One part per trillion is the equivalent of \$1 in \$1,000,000,000,000.

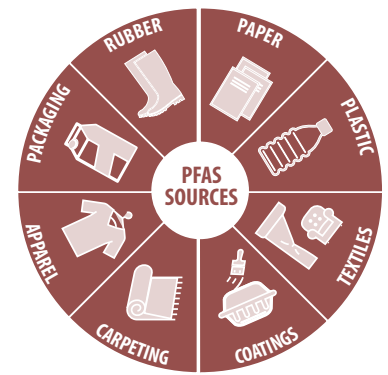
SMCL (Secondary Maximum Contaminant Level) – Concentration limit for a contaminant that may have aesthetic effects such as taste, odor, or staining.

90th percentile – Out of every 100 homes, 90 were at or below this level.

Understanding PFAS

Per- and polyfluoroalkyl substances (PFAS) are a large group of human-made organic chemicals that have been manufactured and used in a variety of industries around the globe, including in the United States, since the 1940s. PFAS are found in firefighting foams but also in a wide range of consumer products that people use daily, such as cookware, pizza boxes, and stain repellents. Some people who drink water containing these PFAS in excess of the MCL may experience certain adverse effects. These could include effects on the liver, blood, immune system, thyroid, and fetal development. These PFAS may also elevate the risk of certain cancers. While consumer products and food are the largest source of exposure to these chemicals for most people, drinking water can be an additional source of exposure in communities where these chemicals have contaminated the water supply. MassDEP has enacted a standard of 20 parts per trillion (ppt)

for the sum of the following six PFAS (PFAS6) compounds: PFOS (perfluorooctanesulfonic acid), PFOA (perfluorooctanoic acid), PFNA (perfluorononanoic acid), PFHxS (perfluorohexanesulfonic acid), PFHpA (perfluoroheptanoic acid) and PFDA (perfluorodecanoic acid). A "part per trillion" is analogous to a grain of sand in an Olympic-size swimming pool.



More information on PFAS and Franklin's drinking water can be found online at franklinma.gov/water-sewer-division/pages/and-polyfluoroalkyl-substances-pfas-drinking-water.

Please see more information under "Additional Information and Updates" to understand what Franklin is doing to address elevated PFAS levels at one of our sources, Well 7.

Important Health Information

Nitrate: Nitrate in drinking water at levels above 10 parts per million (ppm) is a health risk for infants of less than six months of age. High nitrate levels in drinking water can cause blue baby syndrome. Nitrate levels may rise quickly for short periods of time because of rainfall or agricultural activity. If you are caring for an infant, you should ask for advice from your health care provider.

Lead: Since the inception of Franklin's corrosion control program in the early 1990s, lead and copper levels have remained well below the EPA action levels (AL). As shown in 2022 Treated Water Quality Data table, under "Regulated at Customer Tap," the most recent round of testing continued this pattern of compliance with lead and copper levels. If present, elevated levels of lead can cause serious health problems, especially for pregnant women and young children. Lead in drinking water is primarily from materials and components associated with service lines and home plumbing. The Franklin Department of Public Works Water Division is responsible for providing high-quality drinking water, but it cannot control the variety of materials used in plumbing components. When your water has been sitting for several hours, you can minimize the potential for lead exposure by flushing your tap for 30 seconds to 2 minutes before using water for drinking or cooking. If you are concerned about lead in your drinking water, you may wish to have your water tested. Information on lead in drinking water, testing methods, and steps you can take to minimize exposure is available from the **Safe Drinking Water Hotline at 800-426-4791** or at epa.gov/safewater/lead.

Vulnerability

Some people may be more vulnerable to contaminants than the general population. Immuno-compromised persons, such as persons with cancer undergoing chemotherapy, persons who have undergone organ transplants, people with HIV/AIDS or other immune system disorders, some elderly, and infants can be particularly at risk from infections. These people should seek advice about drinking water from their health care provider. EPA/Centers for Disease Control and Prevention (CDC) guidelines on appropriate means to lessen the risk of infection by *Cryptosporidium* and other microbial contaminants are available from the **Safe Drinking Water Hotline**.

Information on Fluoridation

Trace amounts of fluoride occur naturally in all water supplies. In many Massachusetts communities, the fluoride level is adjusted to approximately 0.7 ppm so that it is optimal for better oral health. More than 3.9 million people in 140 Massachusetts communities and 184 million people in the U.S. receive the health and economic benefits of fluoridation.

Cross-Connection Control Program

A cross connection is a connection between a drinking water pipe and a polluted source. The pollution can come from your own home. For example, to spray fertilizer on your lawn, you hook your hose up to the sprayer that contains the fertilizer. If the water pressure drops (for example, because of fire hydrant use in the town) when the hose is connected to the fertilizer, the fertilizer may be sucked back into the drinking water pipes through the hose. Using an attachment on your hose called a backflow-prevention device can prevent this problem.

The Franklin Water Department recommends the installation of backflow prevention devices, such as a low-cost hose bib vacuum breaker, for all inside and outside hose connections. You can purchase this tool at a hardware store or plumbing supply store. This is a great action for you to take to not only protect the water in your home but also help with the drinking water quality in your town!

Additional Information and Updates

Water Service Line Inventory. Franklin's Water Department is required to develop a Service Line inventory to assist its customers in identifying and removing all lead service lines. **Visit franklinma.gov/water-sewer-division/pages/water-service-line-inventory** to determine whether you have lead service line connection from the water distribution line in the street to your home.

Well 7 PFAS Treatment. Now under design is a treatment plant to reduce PFAS below the regulated limits at Well No. 7, located adjacent to the existing Well No. 7/7A building. This important Franklin water source has been offline since February 2022 and will not be turned back on until the treatment plant is complete.

Do you know about the WaterSmart Web Portal?

This free service allows you to access all of your utility data, compare your water use to similarly sized homes in your neighborhood, and get access to customized recommendations on how you can save water and money. Take advantage of this service online at franklinma.watersmart.com by registering with your billing account number and email address.

Do you have questions?

For questions about this report and to learn more about Franklin's water supply system, water quality, and other related information, **please contact Robert Cantoreggi, Director of Public Works, or Doug Martin, Water and Sewer Superintendent at 508-520-4910.** You may also attend the Town Council meetings, which are held two times per month on the second floor of the Municipal Building. **For more information about the Town Council meetings, visit franklinma.gov/town-council.**

Franklin Water Meets All Safety and Health Standards

We test our water regularly through a certified laboratory. During 2022, we collected thousands of water samples in the system that were then tested for compliance with federal and state health standards, both at the source and throughout the distribution system. State and federal regulators routinely monitor our compliance and testing protocols to ensure that we deliver safe drinking water to our customers.



Water Leak Detection Survey

Conservation Technologies Inc. performed a leak detection survey on the entire Franklin water distribution system between November 11, 2022, and December 21, 2022. This survey covered 160 miles of distribution mains and detected six leaks. The estimated volume of loss from these leaks was 15.2 million gallons.

Monitoring Waivers

MassDEP reduced the monitoring requirements for inorganic chemicals (IOCs) for Wells 4, 5, 6, 8, and 9 and asbestos for all wells because these sources are not at risk of contamination. The last samples collected for these contaminants were taken in 2012 and 2011, respectively, and were found to meet all applicable EPA and MassDEP standards.

Source Water Assessment and Protection Program

The Source Water Assessment and Protection (SWAP) program assesses the susceptibility of public water supplies to contamination due to land uses and activities within the recharge area of the water supply. Franklin's water supply consists of 13 wells, and their locations are shown in the figure on the cover page of this report. A susceptibility ranking of "high" was assigned to this system using the information collected during the assessment by MassDEP. A high ranking is given to any water supply that has at least one high-threat land use within the water supply protection area. Because Franklin has 10 high-threat land uses within the protection area, the town must be assigned a high susceptibility ranking. Potential sources of contamination within the water supply protection area are body shops, gas stations, furniture stripping and refinishing shops, paint shops, railroad tracks and yards, foundries or metal fabricators, fuel oil distributors, machine/metalworking shops, landfills and dumps, and large-quantity hazardous waste disposal locations.

This ranking does not mean that Franklin has poor water quality or will have poor water quality in the future. It only draws attention to various activities within the watershed that may be potential sources of contamination.

The SWAP then assesses what the town is doing to prevent contamination and recommends other measures that can be taken to further protect the sources. Some source protection measures Franklin has already implemented include maintaining tight security at the supply wells, protecting open space vital to water supply protection through an active land acquisition program, and having an aggressive Aquifer Protection Bylaw. **If you would like more information, the complete SWAP report is available at the Franklin Board of Health and on line at mass.gov/doc/franklin-water-department-swap-report/download.**

For more information, contact Deacon Perrotta, Director of Operations, at 508-520-4910.

Franklin Department of Public Works

257 Fisher Street
Franklin, MA 02038



POSTAL CUSTOMER
FRANKLIN, MA 02038

2022 Drinking Water Report Town of Franklin, Massachusetts

This report describes Franklin's drinking water sources and treated water quality for the calendar year 2022 and programs that protect the high quality of our water supply. It is mandated by the federal public right-to-know regulation requiring community water suppliers to provide specific treated water quality information annually to their customers. This report includes additional information beyond the minimum federal requirements in order to respond to typical questions our customers ask about Franklin's water system. Please share this information with other people who drink this water, especially those who may not have received this notice directly (for example, people in apartments, nursing homes, schools, and businesses).